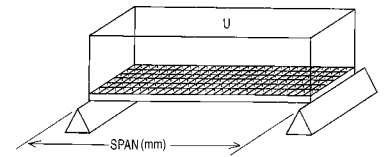


Load Tables - Fibergrate® Moulded Gratings

Uniform load tables for alternate thickness Fibergrate grating (19x25x102, 19x38x38, 32x38x38) and Micro-Mesh®13mm grating can be found on our website - fibergrate.uk - under *Products, Moulded Grating, Fibergrate Moulded Gratings* and click on *Additional Load Tables*.

***Also represents load data for Micro-Mesh 38mm deep x 19mm square top mesh grating (1219 x 3658) panel.**



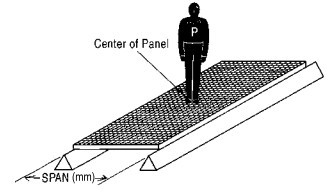
MOULDED GRATING UNIFORM LOAD TABLES - DEFLECTION IN MILLIMETRES												MAX RECOM. LOAD (kN/m ²)	ULTIMATE CAPACITY (kN/m ²)
CLEAR SPAN (mm)	STYLE		LOAD (kN/m ²)										
	DEPTH (mm)	MESH (mm x mm)	3.0	5.0	7.5	10.0	20.0	30.0	50.0	75.0	100.0		
400	16	25 x 102	1.0	1.7	2.6	3.5	7.1	10.6	–	–	–	43.8	219.7
	25	19 x 19	< 0.3	0.4	0.7	0.9	1.9	2.9	4.8	7.2	9.7	50.4	254.3
	25	19 x 102	< 0.3	< 0.3	0.4	0.6	1.2	1.8	3.0	4.5	6.0	80.1	400.5
	25	25 x 102	< 0.3	< 0.3	< 0.3	< 0.3	0.6	1.0	1.7	2.5	3.4	61.2	306.1
	25	38 x 38	< 0.3	0.5	0.7	0.9	1.8	2.7	4.4	6.6	8.8	40.2	201.7
	25	51 x 51	0.8	1.3	1.9	2.4	4.8	7.1	11.8	–	–	29.0	147.2
	38	38 x 38	< 0.3	< 0.3	< 0.3	0.3	0.7	1.0	1.7	2.5	3.3	93.0	464.8
	51	51 x 51	< 0.3	< 0.3	< 0.3	< 0.3	0.4	0.6	1.1	1.6	2.2	119.5	599.2
600	16	25 x 102	4.5	7.5	11.3	–	–	–	–	–	–	18.7	94.3
	25	19 x 19	1.2	2.0	3.0	4.0	8.1	12.1	–	–	–	21.2	106.4
	25	19 x 102	0.9	1.5	2.3	3.0	6.1	9.1	–	–	–	33.5	167.9
	25	25 x 102	1.2	2.0	2.9	3.9	7.9	11.8	–	–	–	25.6	128.6
	25	38 x 38	1.8	3.1	4.7	6.2	12.5	–	–	–	–	17.3	87.8
	25	51 x 51	3.2	5.3	8.0	10.6	–	–	–	–	–	12.3	62.9
	38	38 x 38	0.6	1.0	1.5	2.1	4.2	6.3	10.5	–	–	37.5	187.6
	51	51 x 51	0.3	0.5	0.8	1.0	2.0	3.1	5.1	7.6	10.2	49.6	249.3
800	16	25 x 102	11.8	–	–	–	–	–	–	–	–	8.8	45.3
	25	19 x 19	3.8	6.3	9.4	12.5	–	–	–	–	–	12.6	63.9
	25	19 x 102	2.9	4.8	7.1	9.5	–	–	–	–	–	20.1	99.7
	25	25 x 102	3.1	5.2	7.8	10.5	–	–	–	–	–	15.2	77.3
	25	38 x 38	5.4	8.8	–	–	–	–	–	–	–	9.3	48.5
	25	51 x 51	9.1	–	–	–	–	–	–	–	–	6.0	30.7
	38	38 x 38	1.9	3.1	4.6	6.2	12.3	–	–	–	–	23.1	116.2
	51	51 x 51	1.0	1.6	2.3	3.0	5.9	8.9	–	–	–	27.1	136.6
1000	25	19 x 19	9.1	–	–	–	–	–	–	–	–	6.8	35.7
	25	19 x 102	7.0	11.8	–	–	–	–	–	–	–	11.0	53.2
	25	25 x 102	7.7	–	–	–	–	–	–	–	–	8.3	42.7
	38	38 x 38	4.3	7.1	10.7	–	–	–	–	–	–	14.2	71.3
	51	51 x 51	2.0	3.3	5.0	6.7	–	–	–	–	–	20.4	102.7
1200	38	38 x 38	8.5	–	–	–	–	–	–	–	–	9.2	46.2
	51	51 x 51	3.9	6.6	9.9	–	–	–	–	–	–	13.6	68.5
1400	51	51 x 51	7.6	12.6	–	–	–	–	–	–	–	6.7	34.2

NOTES:

1. All gratings were tested in accordance with the ANSI Standard: GRP Composites Grating Manual for Pultruded and Moulded Grating and Stair Treads.
2. Maximum Recommended Load represents a 5:1 factor of safety on Ultimate Capacity.
3. For covered grating use a multiplier of 0.5. This is limited to gratings of 25mm - 51mm depths. It is not recommended covering 19mm or 13mm gratings.
4. Max recommended and ultimate loads do not change as a result of adding a 3mm deep covered plate.
5. Gratings in this table are not rated for motorized vehicle traffic. For these applications, please select appropriate High Load Capacity grating.

Load Tables - Fibergrate® Moulded Gratings

Alternate thickness Fibergrate grating concentrated point load tables (32mm x 38mm x 38mm) can be found on our website - fibergrate.uk - under *Products, Moulded Grating, Fibergrate Moulded Gratings* and click on *Additional Load Tables*.



* Also represents load data for Micro-Mesh 38mm deep x 19mm square top mesh grating (1219mm x 3658mm) panel.

MOULDED GRATING CONCENTRATED POINT LOAD TABLES - DEFLECTION IN MILLIMETRES									
CLEAR SPAN (mm)	STYLE		LOAD (kN)						
	DEPTH (mm)	MESH (mm x mm)	0.2	0.5	1.0	2.0	4.0	6.0	9.0
600	16	25 x 102	4.2	10.5	--	--	--	--	--
	25	25 x 102	< 0.3	0.6	1.3	2.7	5.5	8.3	12.5
	25	38 x 38	0.3	0.8	1.6	3.2	6.3	9.5	--
	25	51 x 51	2.2	5.2	10.3	--	--	--	--
	38*	38 x 38	< 0.3	< 0.3	0.6	1.3	2.6	3.8	5.8
	51	51 x 51	< 0.3	< 0.3	0.4	0.9	1.7	2.6	3.9
800	16	25 x 102	7.5	--	--	--	--	--	--
	25	25 x 102	0.6	1.5	2.9	5.7	11.4	--	--
	25	38 x 38	0.6	1.5	2.9	5.9	11.8	--	--
	25	51 x 51	5.0	12.1	--	--	--	--	--
	38*	38 x 38	< 0.3	0.6	1.3	2.5	5.1	7.6	11.4
	51	51 x 51	< 0.3	< 0.3	0.6	1.3	2.6	3.9	5.8
1000	25	25 x 102	1.0	2.6	5.1	10.3	--	--	--
	25	38 x 38	1.1	2.7	5.4	10.8	--	--	--
	25	51 x 51	9.1	--	--	--	--	--	--
	38*	38 x 38	0.4	1.1	2.2	4.3	8.6	--	--
	51	51 x 51	< 0.3	0.5	1.1	2.3	4.7	7.0	10.6
1200	25	25 x 102	1.7	4.1	7.9	--	--	--	--
	25	38 x 38	1.7	4.2	8.5	--	--	--	--
	38*	38 x 38	0.7	1.6	3.2	6.5	--	--	--
	51	51 x 51	0.3	0.8	1.7	3.4	6.8	10.2	--
1400	38*	38 x 38	0.9	2.2	4.4	8.8	--	--	--

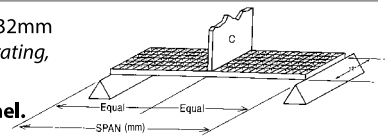
NOTES:

1. All gratings were tested in accordance with the ANSI Standard: GRP Composites Grating Manual for Pultruded and Moulded Grating, and Stair Treads.
2. Maximum Recommended Load represents a 5:1 factor of safety on Ultimate Capacity.
3. For covered grating use a multiplier of 0.5. This is limited to gratings of 25mm - 51mm depths. It is not recommended covering 19mm or 13mm gratings.
4. Max recommended and ultimate loads do not change as a result of adding a 3mm deep covered plate.
5. Gratings in this table are not rated for motorized vehicle traffic. For these applications, please select appropriate High Load Capacity grating.

Load Tables - Fibergrate® Moulded Gratings

Concentrated line load tables for alternate thickness Fibergrate grating (19mm x 25mm x 102mm, 19mm x 38mm x 38mm, 32mm x 38mm x 38mm) and Micro-Mesh® 13mm grating can be found on our website - fibergrate.uk - under Products, Moulded Grating, Fibergrate Moulded Gratings and click on Additional Load Tables.

* Also represents load data for Micro-Mesh 38mm deep x 19mm square top mesh grating (1219mm x 3658mm) panel.



Moulded GRATING CONCENTRATED LINE LOAD TABLES - DEFLECTION IN MILLIMETRES										MAX RECOM. LOAD (kN/m of width)	ULTIMATE CAPACITY (kN/m of width)
CLEAR SPAN (mm)	STYLE		LOAD (kN/m of width)								
	DEPTH (mm)	MESH (mm xmm)	0.7	1.5	5.0	10.0	15.0	20.0	30.0		
400	16	25 x 102	1.0	2.2	7.2	--	--	--	--	8.6	43.0
	25	19 x 19	< 0.3	0.5	1.6	3.2	4.8	6.4	9.6	9.9	49.7
	25	19 x 102	1.0	2.2	7.2	--	--	--	--	8.6	43.0
	25	25 x 102	< 0.3	0.5	1.6	3.1	4.7	6.3	9.4	12.0	60.0
	25	38 x 38	< 0.3	0.9	3.4	7.1	10.8	--	--	7.9	39.8
	25	51 x 51	0.6	1.5	5.4	11.0	--	--	--	5.7	28.6
	38*	38 x 38	< 0.3	0.3	1.0	1.9	2.8	3.7	5.5	18.0	90.3
	51	51 x 51	< 0.3	< 0.3	0.5	0.9	1.3	1.7	2.5	22.8	114.2
600	16	25 x 102	2.8	6.0	--	--	--	--	--	5.6	28.4
	25	19 x 19	0.8	1.7	5.6	11.3	--	--	--	6.5	32.7
	25	19 x 102	2.8	6.0	--	--	--	--	--	5.6	28.4
	25	25 x 102	0.7	1.4	4.8	9.5	--	--	--	7.8	39.3
	25	38 x 38	1.2	2.3	7.1	--	--	--	--	5.2	26.3
	25	51 x 51	2.1	4.2	--	--	--	--	--	3.7	19.0
	38*	38 x 38	0.4	0.9	2.7	5.4	8.1	10.7	--	11.7	58.7
	51	51 x 51	< 0.3	0.4	1.4	2.8	4.1	5.5	8.2	15.5	77.7
800	16	25 x 102	5.4	12.0	--	--	--	--	--	4.1	20.8
	25	19 x 19	1.8	3.8	12.4	--	--	--	--	4.9	24.8
	25	19 x 102	5.4	12.0	--	--	--	--	--	4.1	20.8
	25	25 x 102	1.5	3.1	10.4	--	--	--	--	5.9	29.9
	25	38 x 38	2.6	5.7	--	--	--	--	--	3.9	19.8
	25	51 x 51	4.1	9.2	--	--	--	--	--	2.8	14.1
	38*	38 x 38	0.9	1.9	6.1	12.2	--	--	--	8.9	44.4
	51	51 x 51	0.4	0.9	3.0	6.0	8.9	11.9	--	11.5	57.8
1000	25	19 x 19	3.4	7.3	--	--	--	--	--	3.8	19.5
	25	19 x 102	8.9	--	--	--	--	--	--	1.2	6.5
	25	25 x 102	2.9	6.2	--	--	--	--	--	4.7	23.7
	25	38 x 38	5.1	10.5	--	--	--	--	--	3.0	15.6
	25	51 x 51	8.7	--	--	--	--	--	--	2.4	12.0
	38*	38 x 38	1.6	3.5	11.6	--	--	--	--	7.2	36.0
	51	51 x 51	0.7	1.6	5.2	10.4	--	--	--	9.2	46.5
1200	25	19 x 19	5.7	--	--	--	--	--	--	3.8	18.5
	25	19 x 102	5.4	11.5	--	--	--	--	--	3.9	20.2
	25	51 x 51	10.0	12.2	--	--	--	--	--	3.2	15.4
	38*	38 x 38	2.7	5.7	--	--	--	--	--	5.8	29.2
	51	51 x 51	1.2	2.6	8.7	--	--	--	--	7.7	38.8
1400	38*	38 x 38	3.8	8.2	--	--	--	--	--	5.2	26.1
	51	51 x 51	2.0	4.4	--	--	--	--	--	6.5	32.9

NOTES:

1. All gratings were tested in accordance with the ANSI Standard: GRP Composites Grating Manual for Pultruded and Moulded Grating and Stair Treads.
2. Maximum Recommended Load represents a 5:1 factor of safety on Ultimate Capacity.
3. For covered grating use a multiplier of 0.5. This is limited to gratings of 25mm - 51mm depths. It is not recommended covering 19mm or 13mm gratings.
4. Max recommended and ultimate loads do not change as a result of adding a 3mm deep covered plate.
5. Gratings in this table are not rated for motorized vehicle traffic. For these applications, please select appropriate High Load Capacity grating.