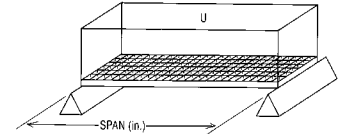


# Load Tables - Fibergrate® Molded Gratings

Uniform load tables for Fibergrate 1x1x1 grating, Micro-Mesh 1-1/8 deep grating, and alternate thickness Fibergrate grating (3/4x1x4, 3/4x1-1/2x1-1/2, 1-1/4x1-1/2x1-1/2) can be found on our website - [www.fibergrate.com](http://www.fibergrate.com) - under Products, Molded Grating, Fibergrate Molded Gratings and click on Additional Load Tables.



\*Also represents load data for Micro-Mesh 1-1/2" deep x 3/4" square top mesh grating (4' x 12') panel.

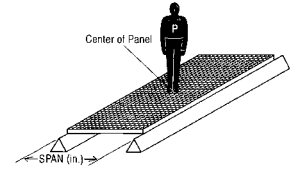
MOLDED GRATING UNIFORM LOAD TABLES - DEFLECTION IN INCHES												MAX RECOM. LOAD (psf)			ULTIMATE CAPACITY (psf)
CLEAR SPAN (in)	STYLE		LOAD (psf)									RESIN SYSTEM			
	DEPTH (in)	MESH (in x in)	50	65	100	150	200	300	500	1000	2000	Corvex® Vi-Corr® Super Vi-Corr®			
												ELS	FGI-AM®	XFR	
12	5/8	1 x 4	0.01	0.02	0.03	0.04	0.05	0.08	--	--	--	1270	1920	1920	7700
	1	3/4 x 3/4	<.01	<.01	<.01	<.01	0.01	0.02	0.03	0.06	0.12	1130	1550	4260	8880
	1	1 x 4	<.01	<.01	<.01	<.01	<.01	0.01	0.02	0.05	0.09	2360	2360	4620	10150
	1	1-1/2 x 1-1/2	<.01	<.01	<.01	<.01	<.01	0.02	0.04	0.08	0.16	1580	1580	3080	6770
	1	2 x 2	<.01	0.01	0.02	0.03	0.04	0.06	--	--	--	1140	1140	2230	4900
	1-1/2*	1-1/2 x 1-1/2	<.01	<.01	<.01	<.01	<.01	0.01	0.02	0.04	0.07	2060	2830	7700	10420
	2	2 x 2	<.01	<.01	<.01	<.01	<.01	<.01	0.01	0.02	0.04	2500	6260	6260	9620
18	5/8	1 x 4	0.05	0.07	0.11	0.16	0.22	--	--	--	--	560	850	850	3410
	1	3/4 x 3/4	0.01	0.02	0.03	0.04	0.06	0.08	0.14	0.28	--	500	690	1890	3900
	1	1 x 4	0.01	0.01	0.02	0.03	0.04	0.07	0.11	0.22	0.44	1050	1050	205	4750
	1	1-1/2 x 1-1/2	0.02	0.02	0.04	0.06	0.08	0.11	0.20	0.38	--	700	700	1370	3170
	1	2 x 2	0.04	0.05	0.08	0.11	--	--	--	--	--	500	500	990	2290
	1-1/2*	1-1/2 x 1-1/2	<.01	<.01	0.01	0.02	0.03	0.04	0.07	0.14	0.28	910	1250	3420	6940
	2	2 x 2	<.01	<.01	0.01	0.01	0.02	0.03	0.04	0.09	0.17	1110	2780	2780	6410
24	5/8	1 x 4	0.15	0.19	0.30	0.45	--	--	--	--	--	310	470	470	1920
	1	3/4 x 3/4	0.04	0.05	0.08	0.12	0.16	0.24	0.41	--	--	280	380	1060	2200
	1	1 x 4	0.04	0.05	0.07	0.11	0.15	0.22	0.37	--	--	590	590	1150	2670
	1	1-1/2 x 1-1/2	0.06	0.08	0.12	0.19	0.25	0.37	--	--	--	390	390	770	1780
	1	2 x 2	0.11	0.14	0.21	0.32	--	--	--	--	--	280	280	550	1280
	1-1/2*	1-1/2 x 1-1/2	0.02	0.03	0.04	0.06	0.08	0.12	0.21	0.42	--	510	700	1920	4000
	2	2 x 2	0.01	0.01	0.02	0.03	0.04	0.06	0.10	0.20	--	620	1560	1560	4810
30	5/8	1 x 4	0.32	0.41	--	--	--	--	--	--	--	190	300	300	1230
	1	3/4 x 3/4	0.10	0.13	0.20	0.29	0.39	--	--	--	--	180	240	680	1400
	1	1 x 4	0.08	0.11	0.17	0.26	0.34	--	--	--	--	370	370	740	1710
	1	1-1/2 x 1-1/2	0.14	0.18	0.27	0.41	--	--	--	--	--	250	250	490	1140
	1	2 x 2	0.24	0.31	0.48	--	--	--	--	--	--	180	180	350	820
	1-1/2*	1-1/2 x 1-1/2	0.05	0.06	0.09	0.14	0.18	0.27	0.46	--	--	330	450	1230	2560
	2	2 x 2	0.02	0.03	0.05	0.07	0.09	0.14	0.26	0.45	--	400	1000	1000	3340
36	1	3/4 x 3/4	0.20	0.26	0.40	--	--	--	--	--	--	120	170	470	900
	1	1 x 4	0.16	0.21	0.32	0.49	--	--	--	--	--	260	260	510	1180
	1	1-1/2 x 1-1/2	0.31	0.40	--	--	--	--	--	--	--	170	170	340	790
	1	2 x 2	0.46	--	--	--	--	--	--	--	--	120	120	240	570
	1-1/2*	1-1/2 x 1-1/2	0.10	0.13	0.20	0.30	0.40	--	--	--	--	230	310	850	1770
	2	2 x 2	0.04	0.06	0.09	0.13	0.18	0.26	0.44	--	--	270	690	690	2320
42	1	3/4 x 3/4	0.37	0.48	--	--	--	--	--	--	--	90	120	340	700
	1	1 x 4	0.33	0.43	--	--	--	--	--	--	--	190	190	370	870
	1	1-1/2 x 1-1/2	0.49	--	--	--	--	--	--	--	--	120	120	250	580
	1-1/2*	1-1/2 x 1-1/2	0.17	0.22	0.34	--	--	--	--	--	--	160	230	620	1300
	2	2 x 2	0.08	0.10	0.16	0.24	0.32	0.47	--	--	--	200	510	510	1700
46	1	1 x 4	0.48	--	--	--	--	--	--	--	160	160	310	720	
48	1-1/2*	1-1/2 x 1-1/2	0.28	0.37	--	--	--	--	--	--	120	170	480	1000	
	2	2 x 2	0.14	0.18	0.28	0.42	--	--	--	--	150	390	390	1300	
54	1-1/2*	1-1/2 x 1-1/2	0.42	--	--	--	--	--	--	--	100	140	380	790	
	2	2 x 2	0.21	0.27	0.42	--	--	--	--	--	120	300	300	1030	
60	2	2 x 2	0.37	0.47	--	--	--	--	--	--	100	250	250	830	

**NOTE:** 1. All gratings were tested in accordance with the proposed standard of the Fiberglass Grating Manufacturers Council of the American Composites Manufacturers Association (ACMA).

2. For covered grating use a multiplier of 0.5. This is limited to gratings of 1" - 2" depths. It is not recommended covering 3/4" or 1/2" gratings.

3. Max recommended and ultimate loads do not change as a result of adding a 1/8" deep covered plate.

# Load Tables - Fibergrate® Molded Gratings



Alternate thickness Fibergrate grating concentrated point load tables (1-1/4x1-1/2x1-1/2) can be found on our website - [www.fibergrate.com](http://www.fibergrate.com) - under *Products, Molded Grating, Fibergrate Molded Gratings* and click on *Additional Load Tables*.

\* Also represents load data for Micro-Mesh 1-1/2" deep x 3/4" square top mesh grating (4' x 12') panel.

MOLDED GRATING CONCENTRATED POINT LOAD TABLES - Deflection in Inches									
CLEAR SPAN (in)	STYLE		LOAD (lb)						
	DEPTH (in)	MESH (in x in)	50	100	200	300	500	1000	2000
18	5/8	1 x 4	0.08	0.16	0.32	0.48	--	--	--
	1	1 x 4	<.01	0.01	0.02	0.03	0.06	0.11	0.22
	1	1-1/2 x 1-1/2	<.01	0.01	0.03	0.04	0.07	0.14	0.27
	1	2 x 2	0.04	0.08	0.16	0.24	0.40	--	--
	1-1/2*	1-1/2 x 1-1/2	<.01	<.01	0.01	0.02	0.03	0.06	0.13
	2	2 x 2	<.01	<.01	0.01	0.02	0.03	0.05	0.10
24	5/8	1 x 4	0.19	0.38	--	--	--	--	--
	1	1 x 4	0.01	0.02	0.05	0.07	0.12	0.24	0.49
	1	1-1/2 x 1-1/2	0.01	0.03	0.05	0.08	0.13	0.26	--
	1	2 x 2	0.10	0.19	0.38	--	--	--	--
	1-1/2*	1-1/2 x 1-1/2	<.01	0.01	0.02	0.03	0.06	0.12	0.23
	2	2 x 2	<.01	<.01	0.01	0.02	0.04	0.07	0.14
30	5/8	1 x 4	0.37	--	--	--	--	--	--
	1	1 x 4	0.02	0.05	0.09	0.14	0.23	0.45	--
	1	1-1/2 x 1-1/2	0.03	0.05	0.10	0.15	0.26	--	--
	1	2 x 2	0.19	0.37	--	--	--	--	--
	1-1/2*	1-1/2 x 1-1/2	0.01	0.02	0.04	0.06	0.10	0.20	--
	2	2 x 2	<.01	0.01	0.02	0.03	0.06	0.12	0.23
36	1	1 x 4	0.04	0.07	0.14	0.21	0.35	--	--
	1	1-1/2 x 1-1/2	0.03	0.07	0.14	0.20	0.34	--	--
	1	2 x 2	0.32	--	--	--	--	--	--
	1-1/2*	1-1/2 x 1-1/2	0.02	0.03	0.06	0.09	0.15	0.30	--
	2	2 x 2	<.01	0.01	0.03	0.04	0.07	0.15	0.29
	42	1	1 x 4	0.05	0.11	0.21	0.32	--	--
1	1-1/2 x 1-1/2	0.06	0.12	0.23	0.35	--	--	--	
1-1/2*	1-1/2 x 1-1/2	0.05	0.04	0.09	0.13	0.22	0.44	--	
2	2 x 2	0.01	0.02	0.05	0.08	0.12	0.25	0.50	
46	1	1 x 4	0.07	0.13	0.26	0.39	--	--	--
	1	1-1/2 x 1-1/2	0.07	0.14	0.28	0.42	--	--	--
48	1-1/2*	1-1/2 x 1-1/2	0.03	0.06	0.12	0.18	0.29	--	--
	2	2 x 2	0.01	0.03	0.06	0.09	0.15	0.30	--
54	1-1/2*	1-1/2 x 1-1/2	0.04	0.07	0.15	0.22	0.37	--	--
58	1-1/2*	1-1/2 x 1-1/2	0.04	0.08	0.17	0.25	0.42	--	--

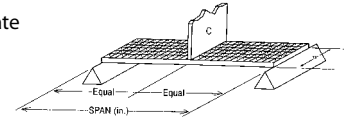
**NOTES:** 1. All gratings were tested in accordance with the proposed standard of the Fiberglass Grating Manufacturers Council of the American Composites Manufacturers Association (ACMA).

2. For covered grating use a multiplier of 0.5. This is limited to gratings of 1" - 2" depths. It is not recommended covering 3/4" or 1/2" gratings.

3. Max recommended and ultimate loads do not change as a result of adding a 1/8" deep covered plate.

# Load Tables - Fibergate® Molded Gratings

Concentrated line load tables for Fibergate 1x1x1 grating, Micro-Mesh 1-1/8 deep grating, and alternate thickness Fibergate grating (3/4x1x4, 3/4x1-1/2x1-1/2, 1-1/4x1-1/2x1-1/2) can be found on our website - [www.fibergate.com](http://www.fibergate.com) - under Products, Molded Grating, Fibergate Molded Gratings and click on Additional Load Tables.



\* Also represents load data for Micro-Mesh 1-1/2" deep x 3/4" square top mesh grating (4' x 12') panel.

MOLDED GRATING CONCENTRATED LINE LOAD TABLES - DEFLECTION IN INCHES										MAX RECOM. LOAD (lbs/ft)			ULTIMATE CAPACITY (lbs/ft)
CLEAR SPAN (in)	STYLE		LOAD (lb/ft of width)							RESIN SYSTEM			
	DEPTH (in)	MESH (in x in)	50	100	200	300	500	1000	2000	ELS	Corvex® FGI-AM®	Vi-Corr® Super Vi-Corr® XFR	
12	5/8	1 x 4	0.02	0.04	0.09	0.13	--	--	--	630	950	950	3860
	1	3/4 x 3/4	<.01	<.01	0.02	0.03	0.05	0.10	0.20	560	770	2130	4440
	1	1 x 4	<.01	0.01	0.02	0.02	0.04	0.08	--	1180	1180	2310	5350
	1	1-1/2 x 1-1/2	<.01	0.01	0.03	0.04	0.06	0.13	--	790	790	1540	3560
	1	2 x 2	0.02	0.03	0.06	0.09	--	--	--	570	570	1110	2570
	1-1/2*	1-1/2 x 1-1/2	<.01	<.01	0.01	0.02	0.03	0.05	0.11	1030	1410	3850	8000
	2	2 x 2	<.01	<.01	<.01	0.01	0.02	0.03	0.06	1250	3130	3130	9620
18	5/8	1 x 4	0.06	0.12	0.23	0.35	--	--	--	420	630	630	2560
	1	3/4 x 3/4	0.01	0.03	0.06	0.09	0.15	0.29	--	370	510	1420	2960
	1	1 x 4	0.01	0.02	0.05	0.07	0.12	0.23	--	780	780	1540	3560
	1	1-1/2 x 1-1/2	0.02	0.04	0.08	0.12	0.20	0.41	--	520	520	1020	2370
	1	2 x 2	0.04	0.08	0.16	--	--	--	--	370	370	730	1710
	1-1/2*	1-1/2 x 1-1/2	0.01	0.02	0.03	0.05	0.08	0.15	0.30	880	940	2560	5330
	2	2 x 2	<.01	0.01	0.02	0.03	0.05	0.09	0.18	830	2080	2080	6960
24	5/8	1 x 4	0.12	0.24	0.48	--	--	--	--	310	470	470	1920
	1	3/4 x 3/4	0.03	0.07	0.13	0.20	0.33	--	--	280	380	1060	2220
	1	1 x 4	0.03	0.06	0.12	0.18	0.30	--	--	590	590	1150	2670
	1	1-1/2 x 1-1/2	0.05	0.10	0.20	0.30	0.49	--	--	390	390	770	1780
	1	2 x 2	0.09	0.17	--	--	--	--	--	280	280	550	1280
	1-1/2*	1-1/2 x 1-1/2	0.02	0.03	0.07	0.10	0.17	0.33	--	510	700	1920	4000
	2	2 x 2	0.01	0.02	0.03	0.05	0.08	0.16	--	620	1560	1560	5220
30	5/8	1 x 4	0.20	0.41	--	--	--	--	--	250	370	370	1530
	1	3/4 x 3/4	0.06	0.13	0.25	0.38	--	--	--	220	310	850	1770
	1	1 x 4	0.05	0.11	0.22	0.32	--	--	--	470	470	920	2140
	1	1-1/2 x 1-1/2	0.09	0.18	0.35	--	--	--	--	310	310	610	1420
	1	2 x 2	0.15	0.31	--	--	--	--	--	220	220	440	1020
	1-1/2*	1-1/2 x 1-1/2	0.03	0.06	0.12	0.18	0.29	--	--	410	560	1540	3200
	2	2 x 2	0.01	0.03	0.06	0.09	0.14	0.29	--	500	1250	1250	4180
36	5/8	1 x 4	0.32	--	--	--	--	--	--	200	310	310	1270
	1	3/4 x 3/4	0.11	0.21	0.42	--	--	--	--	180	250	710	1480
	1	1 x 4	0.09	0.17	0.34	--	--	--	--	390	390	770	1780
	1	1-1/2 x 1-1/2	0.16	0.33	--	--	--	--	--	260	260	510	1180
	1	2 x 2	0.25	0.49	--	--	--	--	--	180	180	360	850
	1-1/2*	1-1/2 x 1-1/2	0.05	0.11	0.21	0.32	--	--	--	340	470	1280	2660
	2	2 x 2	0.02	0.05	0.09	0.14	0.23	0.47	--	410	1040	1040	3480
42	1	3/4 x 3/4	0.17	0.34	--	--	--	--	--	160	220	600	1260
	1	1 x 4	0.15	0.30	--	--	--	--	--	330	330	660	1520
	1	1-1/2 x 1-1/2	0.26	0.45	--	--	--	--	--	220	220	440	1010
	1	2 x 2	0.38	--	--	--	--	--	--	150	150	310	730
	1-1/2*	1-1/2 x 1-1/2	0.08	0.16	0.32	0.47	--	--	--	290	400	1100	2280
	2	2 x 2	0.04	0.07	0.14	0.22	0.36	--	350	890	890	2980	
46	1	1 x 4	0.20	0.40	--	--	--	--	--	300	300	600	1390
	1	1-1/2 x 1-1/2	0.32	--	--	--	--	--	--	200	200	400	900
48	1	3/4 x 3/4	0.25	--	--	--	--	--	--	140	190	530	1110
	1-1/2*	1-1/2 x 1-1/2	0.11	0.23	0.45	--	--	--	--	250	350	960	2000
	2	2 x 2	0.06	0.11	0.22	0.33	--	--	--	310	780	780	2610
54	1-1/2*	1-1/2 x 1-1/2	0.15	0.30	--	--	--	--	--	230	310	850	1770
	2	2 x 2	0.07	0.15	0.30	0.45	--	--	--	270	690	690	2320
60	2	2 x 2	0.12	0.23	0.47	--	--	--	--	250	620	620	2090

**NOTES:** 1. All gratings were tested in accordance with the proposed standard of the Fiberglass Grating Manufacturers Council of the American Composites Manufacturers Association (ACMA).

2. For covered grating use a multiplier of 0.5. This is limited to gratings of 1" - 2" depths. It is not recommended covering 3/4" or 1/2" gratings.

3. Max recommended and ultimate loads do not change as a result of adding a 1/8" deep covered plate.